



भारत सरकार / GOVERNMENT OF INDIA  
पत्तन, पोत परिवहन और जलमार्ग मंत्रालय  
MINISTRY OF PORTS, SHIPPING AND WATERWAYS

नौवहन महानिदेशालय, मुंबई  
DIRECTORATE GENERAL OF SHIPPING MUMBAI

F. No.: 23-CIR/1/2021-CREW-DGS (C. No.38326)

Date: 06.02.2026

DGS Circular 06 of 2026

Sub.: Statistics of engagement of Indian Seafarers on Indian/ Foreign flagged  
Merchant Ships from 2010 to 2025 - reg.

As per the database of Indian seafarers available with the Directorate General of Shipping in its e-governance system, the following statistics pertaining to Indian seafarers employed on board Indian/foreign flagged ships during the year 2010 to 2025 is appended with this Circular for information of concerned parties.

(Capt. P.C. Meena)

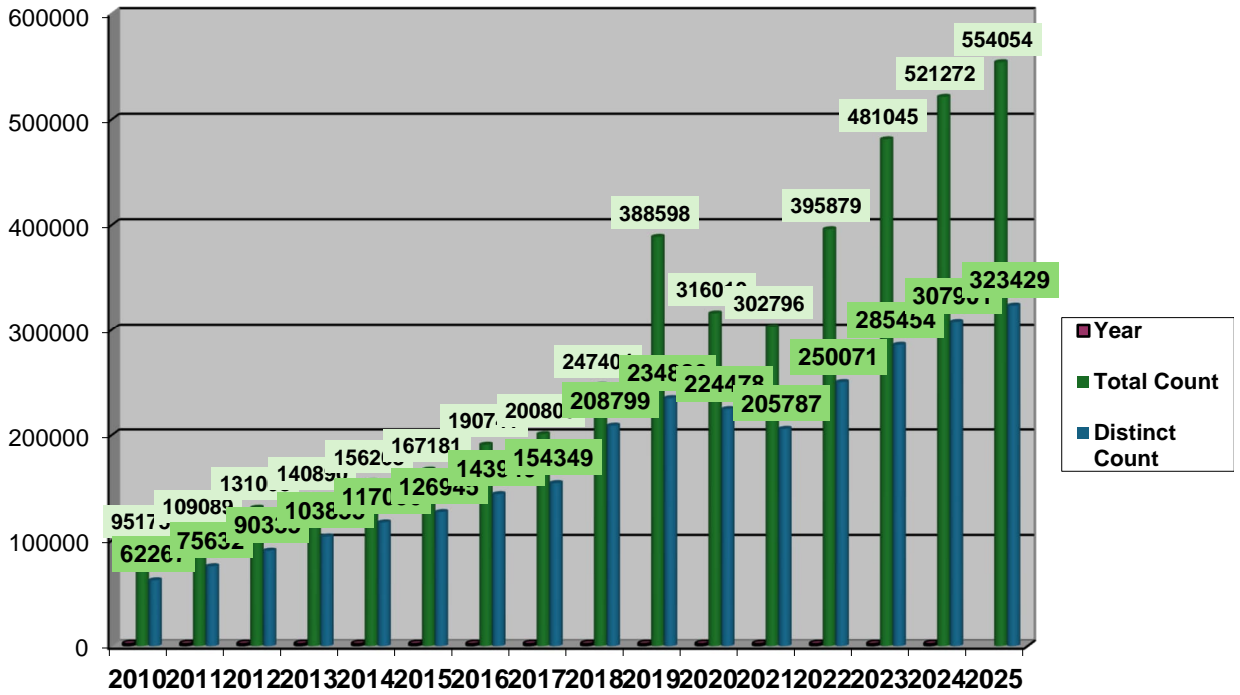
Deputy Director General of Shipping

Enclosure(s): As above

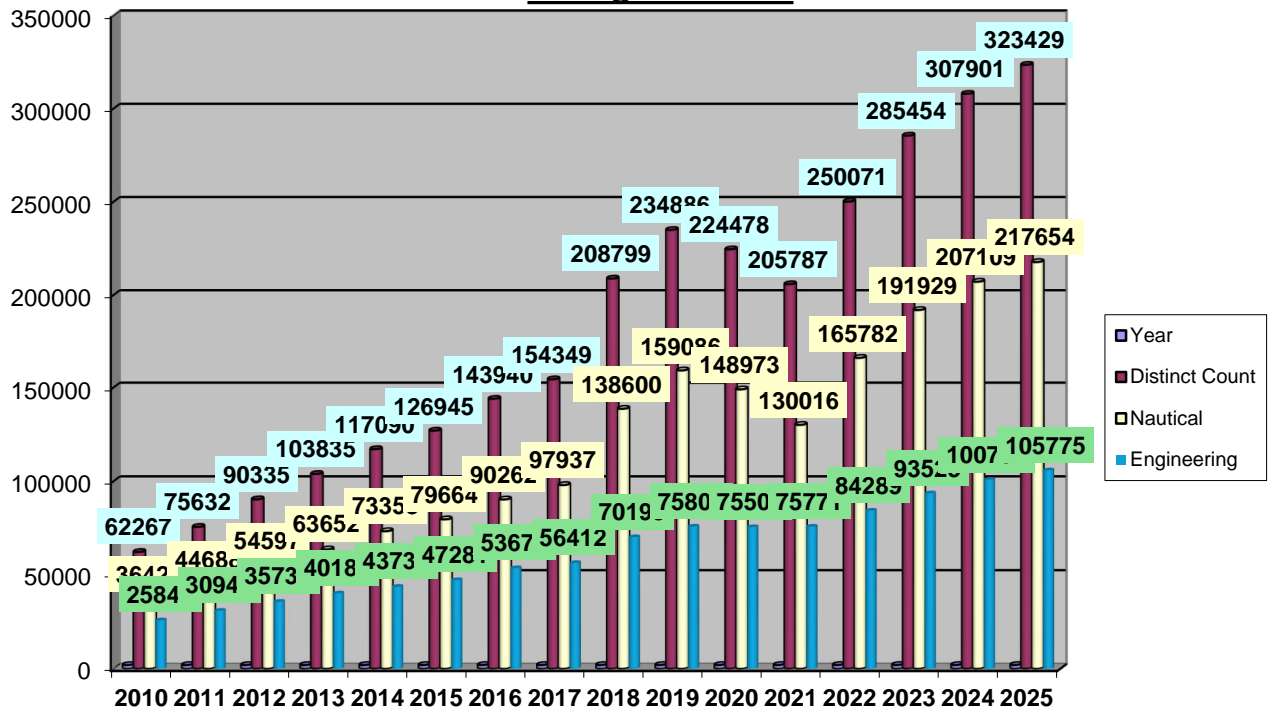
Copy to:-

1. All stakeholders through DGS website
2. Computer Cell, Directorate General of Shipping [ with a request to host this Circular on DGS website]
3. Hindi Cell, Directorate General of Shipping [for Hindi version]

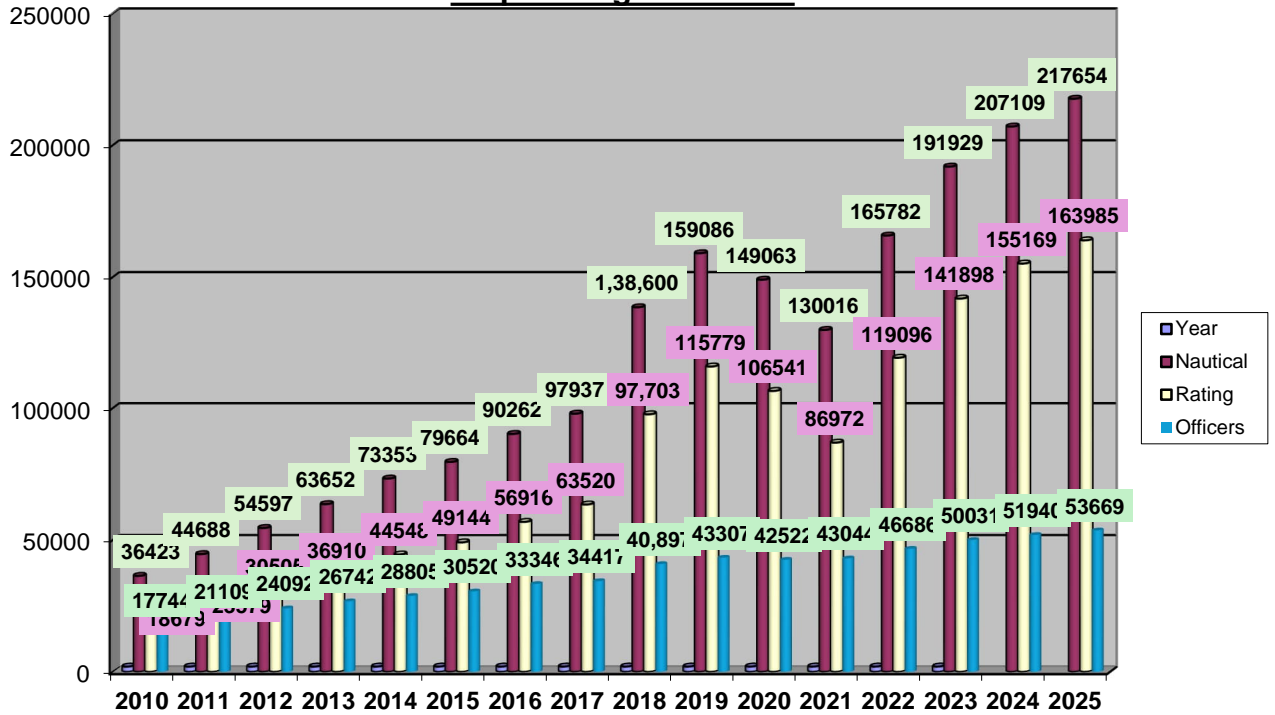
**Engagement of Indian Seafarers of Indian Flag / Foreign Flag Ship During  
2010-2025**



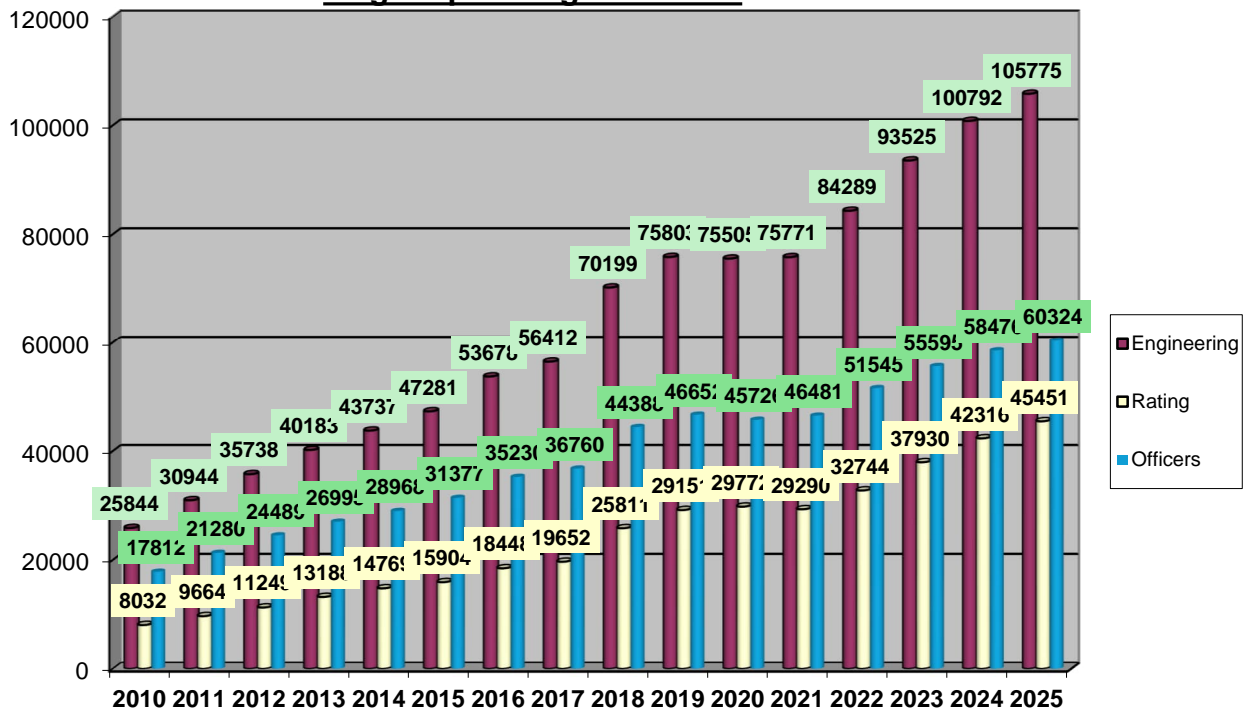
**Engagement of Indian Seafarer of Indian Flag / Foreign Flag Ship  
During 2010-2025**



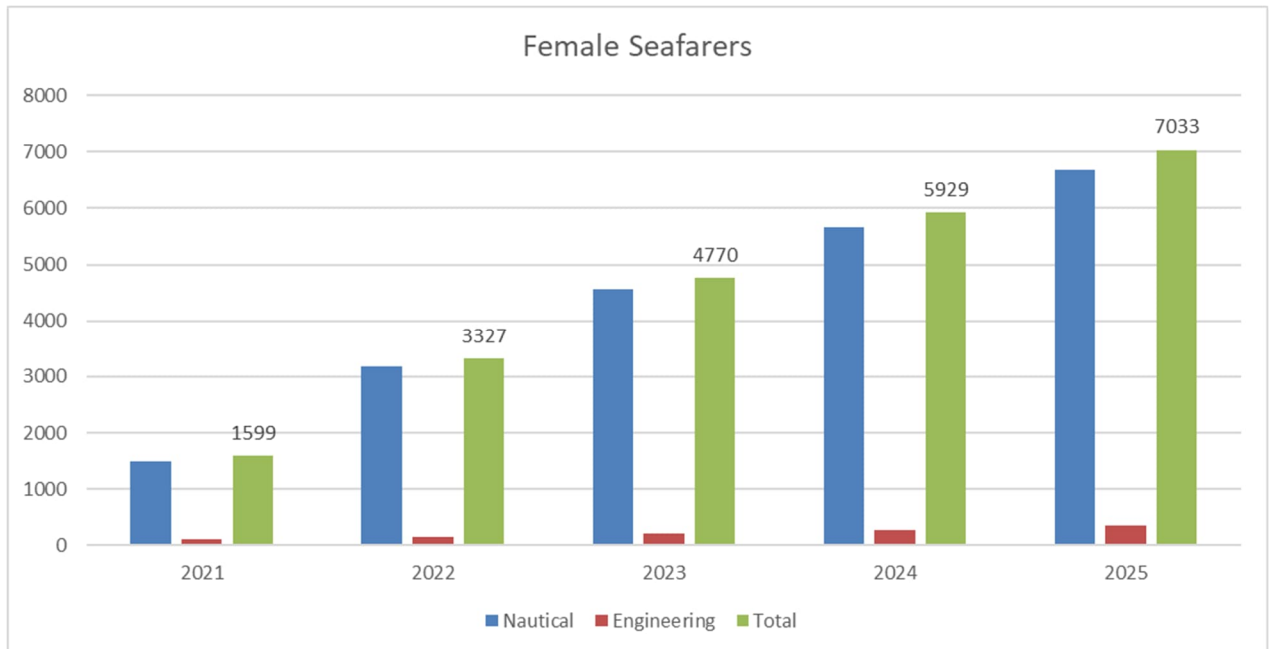
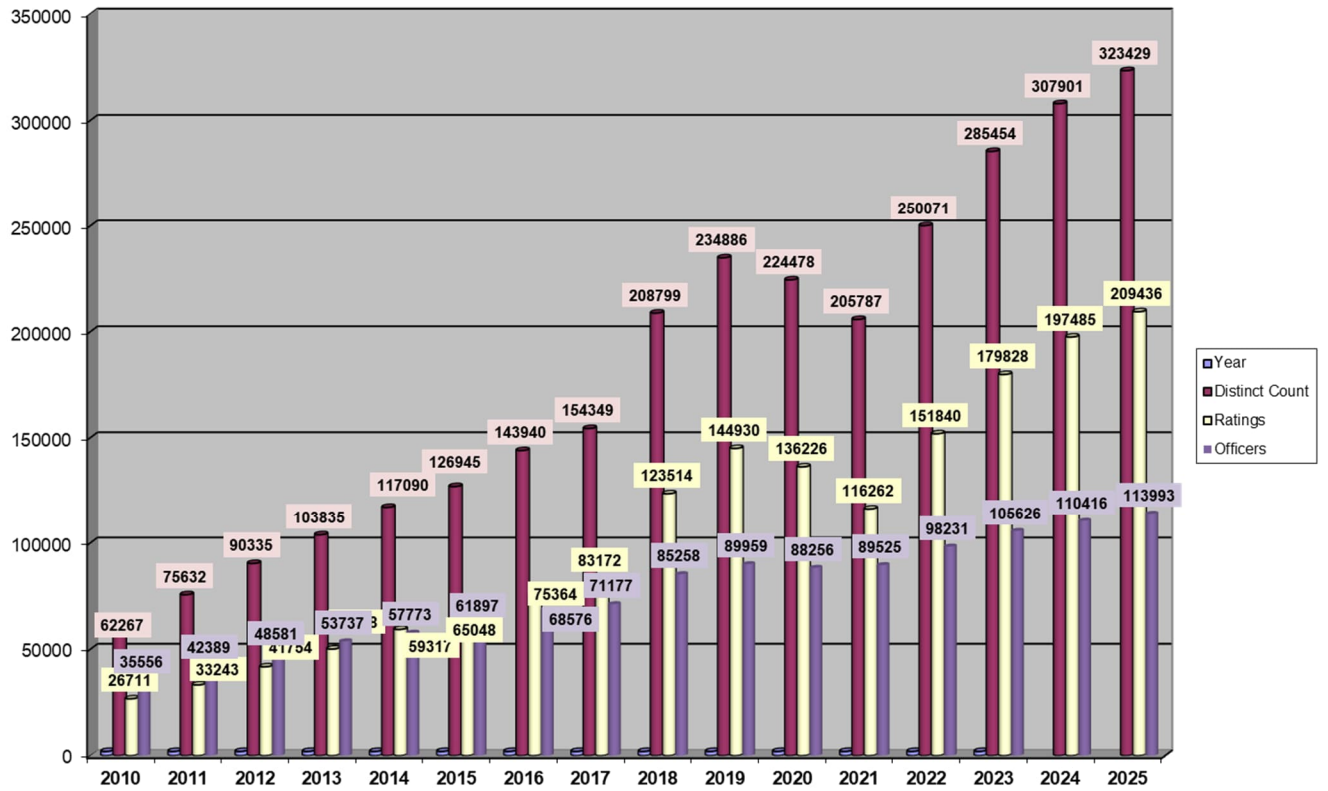
**Engagement of Indian Seafarer ( Deck ) of Indian Flag / Foreign Flag Ship During 2010-2025**

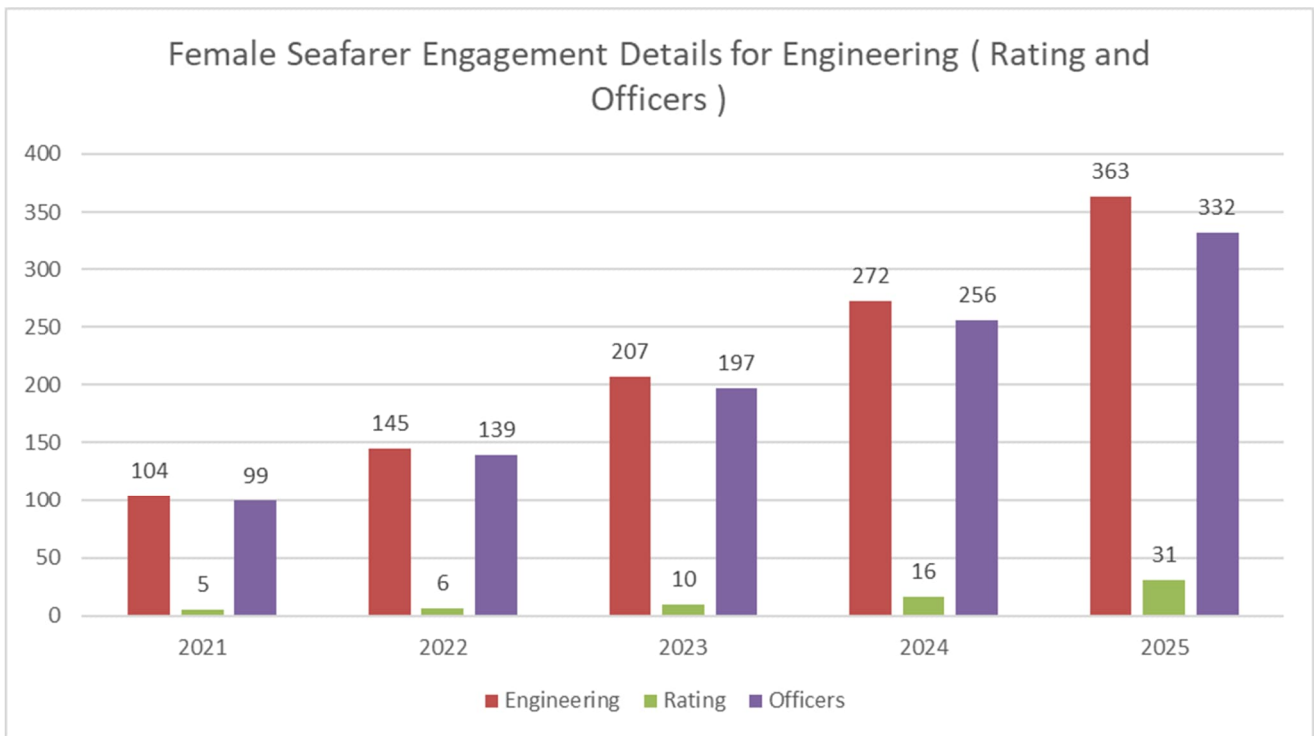
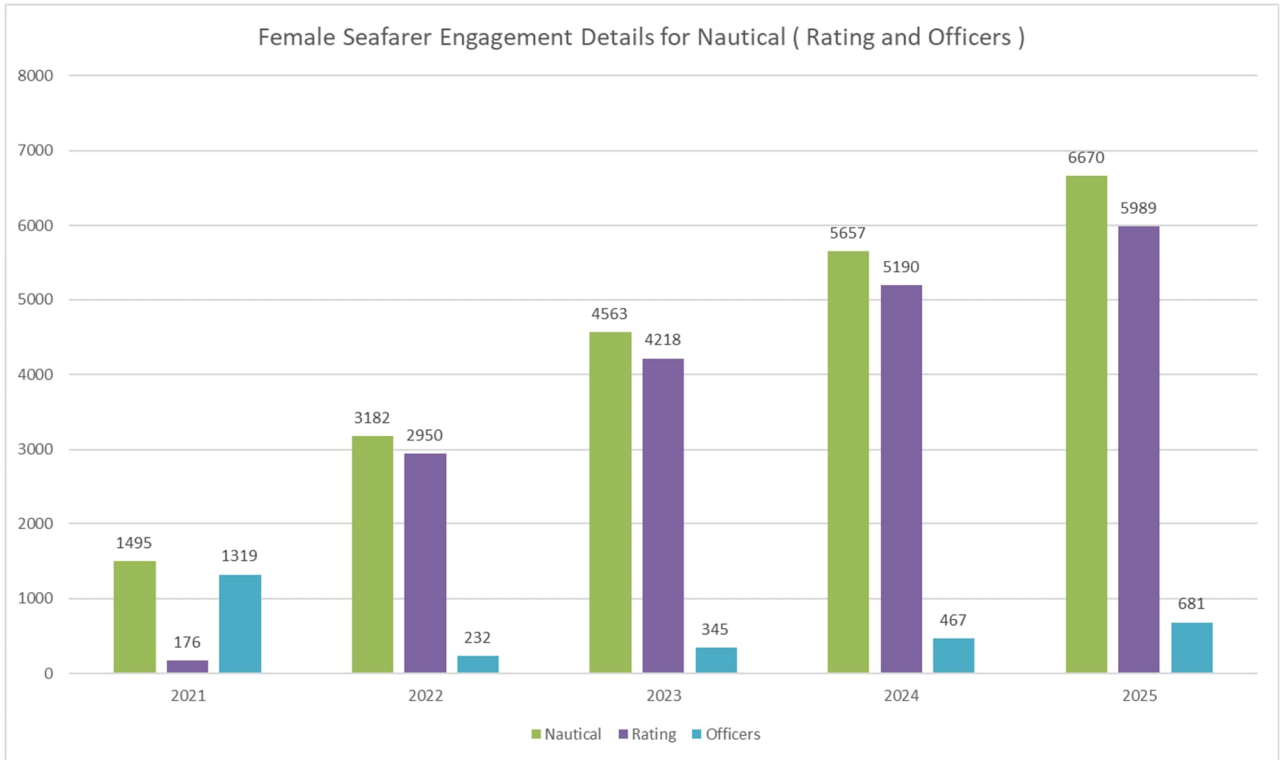


**Engagement of Indian Seafarer ( Engg. ) of Indian Flag / Foreign Flag Ship During 2010-2025**



### Engagement of Indian Seafarer of Indian Flag / Foreign Flag Ship During 2010-2025





<b>Seafarer Engagement Details</b>				
<b>Year</b>	<b>Total Count</b>	<b>Distinct Count</b>	<b>Nautical</b>	<b>Engineering</b>
2010	95175	62267	36423	25844
2011	109089	75632	44688	30944
2012	131008	90335	54597	35738
2013	140890	103835	63652	40183
2014	156203	117090	73353	43737
2015	167181	126945	79664	47281
2016	190741	143940	90262	53678
2017	200805	154349	97937	56412
2018	247404	208799	138600	70199
2019	388598	234886	159086	75803
2020	316010	224478	148973	75505
2021	302796	205787	130016	75771
2022	395879	250071	165782	84289
2023	481045	285454	191929	93525
2024	521272	307901	207109	100792
2025	554054	323429	217654	105775

<b>Seafarer Engagement Details ( Rating and Officers )</b>				
<b>Year</b>	<b>Total Count</b>	<b>Distinct Count</b>	<b>Ratings</b>	<b>Officers</b>
2010	95175	62267	26711	35556
2011	109089	75632	33243	42389
2012	131008	90335	41754	48581
2013	140890	103835	50098	53737
2014	156203	117090	59317	57773
2015	167181	126945	65048	61897
2016	190741	143940	75364	68576
2017	200805	154349	83172	71177
2018	247404	208799	123514	85258
2019	388598	234886	144930	89959
2020	316010	224478	136226	88256
2021	302796	205787	116262	89525
2022	395879	250071	151840	98231
2023	481045	285454	179828	105626
2024	521272	307901	197485	110416
2025	554054	323429	209436	113993

Seafarer Engagement Details for Nautical ( Rating and Officers )				
Year	Distinct Count	Nautical	Rating	Officers
2010	62267	36423	18679	17744
2011	75632	44688	23579	21109
2012	90335	54597	30505	24092
2013	103835	63652	36910	26742
2014	117090	73353	44548	28805
2015	126945	79664	49144	30520
2016	143940	90262	56916	33346
2017	154349	97937	63520	34417
2018	208799	1,38,600	97,703	40,897
2019	234886	159086	115779	43307
2020	224478	149063	106541	42522
2021	205787	130016	86972	43044
2022	250071	165782	119096	46686
2023	285454	191929	141898	50031
2024	307901	207109	155169	51940
2025	323429	217654	163985	53669

Seafarer Engagement Details for Nautical ( Rating and Officers )					
Year	Distinct Count	Distinct Female Seafarer Count	Nautical	Rating	Officers
2010	62267				
2011	75632				
2012	90335				
2013	103835				
2014	117090				
2015	126945				
2016	143940				
2017	154349				
2018	208799				
2019	234886				
2020	224478				
2021	205787	1599	1495	176	1319
2022	250071	3327	3182	2950	232
2023	285454	4770	4563	4218	345
2024	307901	5929	5657	5190	467
2025	323429	7033	6670	5989	681

Seafarer Engagement Details for Engineering ( Rating and Officers )				
Year	Distinct Count	Engineering	Rating	Officers
2010	62267	25844	8032	17812
2011	75632	30944	9664	21280
2012	90335	35738	11249	24489
2013	103835	40183	13188	26995
2014	117090	43737	14769	28968
2015	126945	47281	15904	31377
2016	143940	53678	18448	35230
2017	154349	56412	19652	36760
2018	208799	70199	25811	44388
2019	234886	75803	29151	46652
2020	224478	75505	29772	45726
2021	205783	75771	29290	46481
2022	250071	84289	32744	51545
2023	285454	93525	37930	55595
2024	307901	100792	42316	58476
2025	323429	105775	45451	60324

Seafarer Engagement Details for Engineering ( Rating and Officers )					
Year	Distinct Count	Distinct Female Seafarer Count	Engineering	Rating	Officers
2010	62267				
2011	75632				
2012	90335				
2013	103835				
2014	117090				
2015	126945				
2016	143940				
2017	154349				
2018	208799				
2019	234886				
2020	224478				
2021	205787	1599	104	5	99
2022	250071	3327	145	6	139
2023	285454	4770	207	10	197
2024	307901	5929	272	16	256
2025	323429	7033	363	31	332

Nautical Rating and Officers Details																		
Sr.No.	Rank	Rank Description	YEARS															
			2010	2011	2012	2013	2014	2015	2016	2017	2018	2019	2020	2021	2022	2023	2024	2025
<b>Rating Ranks</b>																		
144,		Catering Officer/Chief Steward	197	223	215	246	502	440	417	621	334	296	329	326	342	297	276	257
245,		Cook	3,314	3,918	4,529	5,201	6,208	6,359	7,271	7,656	9305	9,947	10,072	9,085	10301	11480	12,412	12,672
347,		Trainee Saloon Rating	45	48	43	52	82	130	229	470	744	838	771	689	701	899	1,088	1,091
448,		Cook Trainee	10	26	24	52	89	129	218	330	529	686	559	557	705	775	850	921
511,		Deck Petty Officer	1,059	1,166	1,253	1,309	1,396	1,468	1,674	1,774	1828	1,894	1,839	1,555	1701	2106	2,440	2,587
612,		Deck Watchkeeping Rating	5,613	6,749	8,022	9,008	9,666	9,826	10,781	10,818	11805	10,871	10,919	10,907	11083	11115	10,708	10,541
713,		Deck Serang	2,365	2,512	2,689	2,755	2,865	2,760	2,857	2,755	2315	1,698	1,560	1,486	1389	1410	1,249	1,136
814,		Deck Rating	2,282	3,018	3,802	4,626	5,791	6,795	8,158	8,635	8998	8,483	7,827	7,181	7556	7920	7,357	7,074
915,		Trainee Deck Rating	86	112	130	160	242	478	1,078	2,312	4207	6,247	5,767	4,375	5260	7598	9,546	9,777
1046,		Saloon Rating	1,921	3,153	5,026	6,609	8,580	9,462	10,394	9,379	6804	6,425	6,379	6,222	7004	7798	8,359	8,687
1152,		NCV (Deck)	0	0	2	12	8	16	25	49	47	45	43	35	58	12	6	100
1253,		Hospitality Staff	37	128	229	554	837	823	1,091	1,689	4611	6,770	5,378	5,033	8180	11452	12,818	13,677
1354,		Hospitality Staff (New Entrant)	0	0	2	5	12	19	20	244	922	978	855	23	542	652	390	263
1455,		Ordinary Seaman	96	140	197	339	500	620	949	1,035	3126	5,446	5,928	5,871	7185	9332	11,115	12,433
1556,		A B	708	867	1,093	1,276	1,433	1,594	1,979	2,224	5378	7,823	8,408	8,885	11159	13714	16,586	18,318
1658,		Seaman	20	32	45	52	77	174	299	334	886	533	231	200	193	204	141	88
1759,		Deck Stwd	2	4	3	2	6	15	26	36	34	60	52	48	73	148	104	96
1860,		H K Cleaner	0	0	0	3	14	35	69	139	99	114	82	41	1	2	1	1
1964,		Wiper	15	25	4	78	119	161	261	289	952	1,749	1,989	1,872	2297	2968	3,578	4,026
2065,		Campboss	7	10	50	14	15	13	15	19	47	80	77	77	91	56	65	82
2167,		Reefer	4	3	13	4	4	7	7	7	10	2	21	11	8	4	3	4
2268,		Assitant Reefer	349	1	4	0	3	7	5	10	38	21	34	87	122	111	117	116
2369,		Bosun	0	386	426	459	460	487	593	606	1442	2,014	2,361	2,558	2986	3621	4,324	4,802
2470,		Carpenter	0	0	0	2	6	6	5	9	48	63	38	64	129	182	174	226
2574,		Cruise Vessel Employees	27	462	1,950	3,040	4,250	5,694	6,538	9,349	20862	26,037	22,117	14,080	27559	34251	37,237	39,266
2610,		Officer (Others)	174	241	265	259	257	311	317	358	1277	1,441	670	662	708	570	525	548
2743,		Doctor-Assistant	0	2	2	2	4	7	15	19	41	43	55	49	65	89	84	84
2849,		Crew (Others)	185	174	265	545	795	898	947	1,409	9969	14,265	11,348	4,396	10841	11894	12,337	13,741
2936,		Trainee Polyvalent Officer	10	3	1	0	0	1	1	1	1			0	0	0	0	0
3037,		GP Rating	139	167	209	233	291	354	534	686	690	457	348	291	296	327	322	332
3138,		GP Rating Trainee	14	9	12	13	36	54	143	257	351	448	391	265	352	465	436	487
3273,		Cadet / Rating appeared for CoC Exam	0	0	0	0	0	1	0	1	2	1	0	0	0	0	0	0
3366,		Assitant Campboss	0	0	0	0	0	0	0	1	3	1	0	1	1	1	1	3
3489,		Handler										1	2	11	19	55	70	83
3590,		IV Master												30	189	390	450	466
<b>Nautical Ratings Total</b>			<b>18,679</b>	<b>23,579</b>	<b>30,505</b>	<b>36,910</b>	<b>44,548</b>	<b>49,144</b>	<b>56,916</b>	<b>63,520</b>	<b>97,703</b>	<b>1,15,779</b>	<b>1,06,451</b>	<b>86,972</b>	<b>1,19,096</b>	<b>1,41,898</b>	<b>1,55,169</b>	<b>1,63,985</b>
<b>Officer Ranks</b>																		
351,		Master	5,938	6,490	7,063	7,204	7,080	7,020	7,023	6,742	7372	7,800	7,967	8,065	8355	9214	9,639	9,745
362,		Chief Officer	4,560	5,115	5,417	5,592	5,781	5,979	6,261	6,361	7116	7,486	7,652	7,796	8270	8696	9,210	9,553
373,		Second Officer	4,403	5,303	5,921	6,373	6,900	7,057	7,185	7,006	8449	9,198	9,075	9,697	10295	11720	12,410	12,925
384,		Watch Keeping Deck Officer OINW or Third officer	1,689	2,594	3,592	4,464	4,695	4,737	5,696	6,824	8117	8,543	8,079	7,946	8852	8718	9,044	9,646
395,		Cadet(Nautical Science)	345	569	771	1,406	2,322	3,576	4,718	4,822	5895	5,591	5,090	4,693	5083	5338	4,935	4,693
406,		Master (NCV)	152	225	259	282	301	317	322	295	356	374	376	413	404	414	408	427
417,		Chief Officer (NCV)	163	183	223	247	282	284	300	313	357	372	350	398	380	386	338	363
428,		Second Officer (NCV)	112	128	180	194	253	266	278	274	290	243	220	203	224	237	245	237

43	9,	Watch Keeping Deck Officer (NCV) OINW	155	184	258	332	354	373	439	394	508	396	354	353	316	269	217	208
44	16,	Other Senior Deck/Nautical Officers	44	47	53	65	76	78	64	74	192	230	175	133	173	196	185	204
45	17,	Other Deck/Nautical Officers	33	47	49	164	271	296	327	339	244	350	408	600	742	654	685	795
46	50,	Deck Cadet	18	28	70	177	225	278	438	645	1404	2,004	2,159	2,161	2825	3447	3,864	4,043
47	75,	Junior Officer	14	15	27	30	52	41	27	59	220	310	224	216	328	259	219	277
48	42,	Medical Officer (Doctor)	9	7	14	17	21	15	15	24	63	71	60	65	79	116	143	143
49	39,	Radio Officer	100	165	177	184	184	199	246	241	312	320	314	281	333	338	361	379
50	40,	Junior Radio Officer	2	4	8	4	4	1	2	1	0		1	2	3	2		2
51	41,	Radio Officer Trainee	7	5	10	7	4	3	5	3	2	3	5	1	4	4	11	9
52	77	Dredge Master Grade I										13	9	14	14	17	19	12
53	78	Dredge Master Grade II										3	4	5	4	3	4	3
54	79	Dredge Mate Grade I												2	2	3	3	3
55	80	Dredge Mate Grade II															1	2
<b>Nautical Officers Total</b>			<b>17,744</b>	<b>21,109</b>	<b>24,092</b>	<b>26,742</b>	<b>28,805</b>	<b>30,520</b>	<b>33,346</b>	<b>34,417</b>	<b>40,897</b>	<b>43,307</b>	<b>42,522</b>	<b>43,044</b>	<b>46,686</b>	<b>50,031</b>	<b>51,940</b>	<b>53,669</b>

**Engineering Rating and Officers Details**

Sr.No.	Rank	Rank Description	YEARS															
			2010	2011	2012	2013	2014	2015	2016	2017	2018	2019	2020	2021	2022	2023	2024	2025
<b>Rating Ranks</b>																		
1	29,	Engine Petty Officer	2,317	2,607	2,917	3,453	3,978	4,291	4,862	5,073	5971	6,452	6943	7020	7998	9462	10,561	11,539
2	30,	Watch keeping Motor Man	3,329	4,053	4,627	5,431	5,856	6,083	6,866	6,886	6790	6,024	5240	5173	5051	4943	5,027	4,922
3	31,	Engine Serang	32	36	56	41	40	44	54	54	57	41	42	40	36	37	37	40
4	32,	Engine Rating	1,370	1,708	2,133	2,513	2,939	3,131	3,576	3,765	3823	3,612	3711	3377	3745	3836	3,503	3,645
5	33,	Trainee Engine Rating	39	71	78	98	160	322	620	1,105	2135	3,105	2784	2086	2362	3338	4,388	4,742
6	57,	Oiler	483	643	825	1,014	1,114	1,296	1,629	1,816	3995	5,432	5879	6057	7458	9109	10,874	11,893
7	61,	Motorman	217	255	285	309	330	351	400	390	1531	2,342	2908	3132	3377	3877	4,015	4,143
8	62,	Gen Engg	1	1	1	1	2	1	2	2	8	3	3	2	1	13	19	21
9	63,	Pumpman	203	237	260	252	269	275	306	326	858	1,282	1479	1565	1652	1943	2,107	2,232
10	71,	Crane Operator	32	45	55	61	56	84	96	151	338	410	416	444	519	560	662	760
11	72,	Mechanic	9	8	12	15	25	26	37	84	305	430	304	294	281	218	239	329
12	83	Chief Pipe Operator	0	0	0	0	0	0	0	0	0	0	0	0	0	0	0	4
13	84,	Pipe Operator										1	3	8	13	25	29	45
14	85,	Skipper										3	2	2	3	7	11	10
15	87,	Electro Technical Rating										11	27	35	63	212	266	336
16	88,	Electro Technical Cadet										3	31	55	185	350	578	790
<b>Engineering Ratings Total</b>			<b>8,032</b>	<b>9,664</b>	<b>11,249</b>	<b>13,188</b>	<b>14,769</b>	<b>15,904</b>	<b>18,448</b>	<b>19,652</b>	<b>25,811</b>	<b>29,151</b>	<b>29,772</b>	<b>29,290</b>	<b>32,744</b>	<b>37,930</b>	<b>42,316</b>	<b>45,451</b>
<b>Officer Ranks</b>																		
17	18,	Chief Engineer	5,336	5,876	6,397	6,610	6,475	6,338	6,472	6,218	6832	7,137	7077	7323	7800	8558	8,972	9,023
18	19,	2nd Engineer	4,396	4,988	5,558	5,921	5,988	6,069	6,359	6,424	7309	7,634	7804	8159	8834	9566	10,058	10,403
19	20,	3rd Engineer	3,115	3,958	4,761	5,296	5,715	6,094	6,360	6,098	7516	8,334	8450	8822	9464	10737	11,524	12,095
20	21,	Watch Keeping Engineer Officer OICEW	777	1,288	1,912	2,678	3,428	4,043	4,993	5,766	7186	7,539	7423	7273	8058	7888	8,285	8,918
21	22,	Trainee Marine Engineer	247	292	377	524	768	1,528	2,572	3,109	4325	4,302	3687	3531	4625	5219	4,688	4,026
22	23,	Engineer Cadet	48	57	66	83	125	278	700	1,011	1357	1,298	1084	1046	1338	1336	1,689	1,742
23	24,	Chief Engineer (NCV)	203	301	358	381	401	428	454	438	522	514	514	545	553	574	597	632
24	25,	2nd Engineer (NCV)	142	210	256	311	337	353	385	364	409	388	400	376	394	404	405	428
25	26,	Watchkeeping Engineer Officer (NCV) OICEW	77	138	189	226	259	284	325	313	404	374	331	269	273	265	264	259
26	27,	Electrical/Electronics Officer	2,746	3,323	3,671	3,988	4,337	4,633	4,806	4,601	4128	3,560	3272	3254	3232	3474	3,932	4,036
27	28,	Assitant Electrical/Electronics Officer	253	271	295	295	358	499	864	1,370	1792	1,854	1710	1733	2180	2378	2,460	2,703
28	34,	Other Senior Engineering Officers	17	19	20	19	12	22	49	55	110	189	126	100	154	155	162	195
29	35,	Other Engineering Officers	133	150	166	168	215	220	285	345	425	470	448	457	570	587	713	759
30	51,	Electro Technical Officer	322	409	463	495	550	588	606	648	2027	2,978	3311	3511	4018	4412	4,688	5,082
31	76,	Marine Engineer	0	0	0	0	0	0	0	46	78	85	77	46	37	31	20	
32	81,	Dredge Engineer Grade I										3	4	3	5	4	7	2
33	82	Dredge Engineer Grade II												2	1	1	1	1
<b>Engineering Officers Total</b>			<b>17,812</b>	<b>21,280</b>	<b>24,489</b>	<b>26,995</b>	<b>28,968</b>	<b>31,377</b>	<b>35,230</b>	<b>36,760</b>	<b>44,388</b>	<b>46,652</b>	<b>45,726</b>	<b>46,481</b>	<b>51,545</b>	<b>55,595</b>	<b>58,476</b>	<b>60,324</b>

Rating and Officers																	
Sr.No.	Rank Description	YEARS															
		2010	2011	2012	2013	2014	2015	2016	2017	2018	2019	2020	2021	2022	2023	2024	2025
<b>Rating Ranks</b>																	
1	Catering Officer/Chief Steward	197	223	215	246	502	440	417	621	334	296	329	326	342	297	276	257
2	Cook	3,314	3,918	4,529	5,201	6,208	6,359	7,271	7,656	9305	9,947	10,072	9,085	10301	11480	12,412	12672
3	Trainee Saloon Rating	45	48	43	52	82	130	229	470	744	838	771	689	701	899	1,088	1091
4	Cook Trainee	10	26	24	52	89	129	218	330	529	686	559	557	705	775	850	921
5	Deck Petty Officer	1,059	1,166	1,253	1,309	1,396	1,468	1,674	1,774	1828	1,894	1,839	1,555	1701	2106	2,440	2587
6	Deck Watchkeeping Rating	5,613	6,749	8,022	9,008	9,666	9,826	10,781	10,818	11805	10,871	10,919	10,907	11083	11115	10,708	10541
7	Deck Serang	2,365	2,512	2,689	2,755	2,865	2,760	2,857	2,755	2315	1,698	1,560	1,486	1389	1410	1,249	1136
8	Deck Rating	2,282	3,018	3,802	4,626	5,791	6,795	8,158	8,635	8998	8,483	7,827	7,181	7556	7920	7,357	7074
9	Trainee Deck Rating	86	112	130	160	242	478	1,078	2,312	4207	6,247	5,767	4,375	5260	7598	9,546	9777
10	Saloon Rating	1,921	3,153	5,026	6,609	8,580	9,462	10,394	9,379	6804	6,425	6,379	6,222	7004	7798	8,359	8687
11	NCV (Deck)	0	0	2	12	8	16	25	49	47	45	43	35	58	12	6	100
12	Hospitality Staff	37	128	229	554	837	823	1,091	1,689	4611	6,770	5,378	5,033	8180	11452	12,818	13677
13	Hospitality Staff (New Entrant)	0	0	2	5	12	19	20	244	922	978	855	23	542	652	390	263
14	Ordinary Seaman	96	140	197	339	500	620	949	1,035	3126	5,446	5,928	5,871	7185	9332	11,115	12433
15	A B	708	867	1,093	1,276	1,433	1,594	1,979	2,224	5378	7,823	8,408	8,885	11159	13714	16,586	18318
16	Seaman	20	32	45	52	77	174	299	334	886	533	231	200	193	204	141	88
17	Deck Stwd	2	4	3	2	6	15	26	36	34	60	52	48	73	148	104	96
18	H K Cleaner	0	0	0	3	14	35	69	139	99	114	82	41	1	2	1	1
19	Wiper	15	25	4	78	119	161	261	289	952	1,749	1,989	1,872	2297	2968	3,578	4026
20	Campboss	7	10	50	14	15	13	15	19	47	80	77	77	91	56	65	82
21	Reefer	4	3	13	4	4	7	7	7	10	2	21	11	8	4	3	4
22	Assitant Reefer	349	1	4	0	3	7	5	10	38	21	34	87	122	111	117	116
23	Bosun	0	386	426	459	460	487	593	606	1442	2,014	2,361	2,558	2986	3621	4,324	4802
24	Carpenter	0	0	0	2	6	6	5	9	48	63	38	64	129	182	174	226
25	Cruise Vessel Employees	27	462	1,950	3,040	4,250	5,694	6,538	9,349	20862	26,037	22,117	14,080	27559	34251	37,237	39266
26	Officer (Others)	174	241	265	259	257	311	317	358	1277	1,441	670	662	708	570	525	548
27	Doctor-Assistant	0	2	2	2	4	7	15	19	41	43	55	49	65	89	84	84
28	Crew (Others)	185	174	265	545	795	898	947	1,409	9969	14,265	11,348	4,396	10841	11894	12,337	13741
29	Trainee Polyvalent Officer	10	3	1	0	0	1	1	1	1			0	0	0	0	0
30	GP Rating	139	167	209	233	291	354	534	686	690	457	348	291	296	327	322	332
31	GP Rating Trainee	14	9	12	13	36	54	143	257	351	448	391	265	352	465	436	487
32	Cadet / Rating appeared for CoC Exam	0	0	0	0	0	1	0	1	2	1	0	0	0	0	0	0
33	Handler										1	2	11	19	55	70	83
34	Engine Petty Officer	2,317	2,607	2,917	3,453	3,978	4,291	4,862	5,073	5971	6,452	6,943	7,020	7998	9462	10,561	11539
35	Watch keeping Motor Man	3,329	4,053	4,627	5,431	5,856	6,083	6,866	6,886	6790	6,024	5,240	5,173	5051	4943	5,027	4922
36	Engine Serang	32	36	56	41	40	44	54	54	57	41	41	40	36	37	37	40
37	Engine Rating	1,370	1,708	2,133	2,513	2,939	3,131	3,576	3,765	3823	3,612	3,711	3,377	3745	3836	3,503	3645
38	Trainee Engine Rating	39	71	78	98	160	322	620	1,105	2135	3,105	2,784	2,086	2362	3338	4,388	4742
39	Oiler	483	643	825	1,014	1,114	1,296	1,629	1,816	3995	5,432	5,879	6,057	7458	9109	10,874	11893
40	Motorman	217	255	285	309	330	351	400	390	1531	2,342	2,908	3,132	3377	3877	4,015	4143
41	Gen Engg	1	1	1	1	2	1	2	2	8	3	3	2	1	13	19	21
42	Pumpman	203	237	260	252	269	275	306	326	858	1,282	1,479	1,565	1652	1943	2,107	2232
43	Crane Operator	32	45	55	61	56	84	96	151	338	410	416	444	519	560	662	760
44	Mechanic	9	8	12	15	25	26	37	84	305	430	304	294	281	218	239	329

45	Assitant Campboss	0	0	0	0	0	0	0	0	1	3	1	0	1	1	1	3
46	Pipe Operator										1	3	8	13	25	29	45
47	Skipper										3	2	2	3	7	11	10
48	Electro Technical Rating										11	27	35	63	212	266	336
49	Electro Technical Cadet										3	31	55	185	350	578	790
50	IV Master												30	189	390	450	466
51	Chief Pipe Operator																4
<b>Total Ratings</b>		<b>26,711</b>	<b>33,243</b>	<b>41,754</b>	<b>50,098</b>	<b>59,317</b>	<b>65,048</b>	<b>75,364</b>	<b>83,172</b>	<b>1,23,514</b>	<b>1,44,930</b>	<b>1,36,222</b>	<b>1,16,262</b>	<b>1,51,840</b>	<b>1,79,828</b>	1,97,485	2,09,436
		YEARS															
<b>Sr.No.</b>	<b>Rank Description</b>	2010	2011	2012	2013	2014	2015	2016	2017	2018	2019	2020	2021	2022	2023	2024	2025
<b>Officer Ranks</b>																	
1	Master	5,938	6,490	7,063	7,204	7,080	7,020	7,023	6,742	7372	7,800	7,967	8,065	8355	9214	9,639	9745
2	Chief Officer	4,560	5,115	5,417	5,592	5,781	5,979	6,261	6,361	7116	7,486	7,652	7,796	8270	8696	9,210	9553
3	Second Officer	4,403	5,303	5,921	6,373	6,900	7,057	7,185	7,006	8449	9,198	9,075	9,697	10295	11720	12,410	12925
4	Watch Keeping Deck Officer OINW or Third officer	1,689	2,594	3,592	4,464	4,695	4,737	5,696	6,824	8117	8,543	8,079	7,946	8852	8718	9,044	9646
5	Cadet(Nautical Science)	345	569	771	1,406	2,322	3,576	4,718	4,822	5895	5,591	5,090	4,693	5083	5338	4,935	4693
6	Master (NCV)	152	225	259	282	301	317	322	295	356	374	376	413	404	414	408	427
7	Chief Officer (NCV)	163	183	223	247	282	284	300	313	357	372	350	398	380	386	338	363
8	Second Officer (NCV)	112	128	180	194	253	266	278	274	290	243	220	203	224	237	245	237
9	Watch Keeping Deck Officer (NCV) OINW	155	184	258	332	354	373	439	394	508	396	354	353	316	269	217	208
10	Other Senior Deck/Nautical Officers	44	47	53	65	76	78	64	74	192	230	175	133	173	196	185	204
11	Other Deck/Nautical Officers	33	47	49	164	271	296	327	339	244	350	408	600	742	654	685	795
12	Deck Cadet	18	28	70	177	225	278	438	645	1404	2,004	2,159	2,161	2825	3447	3,864	4043
13	Junior Officer	14	15	27	30	52	41	27	59	220	310	224	216	328	259	219	277
14	Medical Officer (Doctor)	9	7	14	17	21	15	15	24	63	71	60	65	79	116	143	143
15	Radio Officer	100	165	177	184	184	199	246	241	312	320	314	281	333	338	361	379
16	Junior Radio Officer	2	4	8	4	4	1	2	1	0	0	1	2	3	2		2
17	Radio Officer Trainee	7	5	10	7	4	3	5	3	2	3	5	1	4	4	11	9
18	Dredge Master Grade I											13	9	14	14	19	12
19	Dredge Master Grade II											3	4	5	4	3	3
20	Chief Engineer	5,336	5,876	6,397	6,610	6,475	6,338	6,472	6,218	6832	7,137	7,077	7,323	7800	8558	8,972	9023
21	2nd Engineer	4,396	4,988	5,558	5,921	5,988	6,069	6,359	6,424	7309	7,634	7,804	8,159	8834	9566	10,058	10403
22	3rd Engineer	3,115	3,958	4,761	5,296	5,715	6,094	6,360	6,098	7516	8,334	8,450	8,822	9464	10737	11,524	12095
23	Watch Keeping Engineer Officer OICEW	777	1,288	1,912	2,678	3,428	4,043	4,993	5,766	7186	7,539	7,423	7,273	8058	7888	8,285	8918
24	Trainee Marine Engineer	247	292	377	524	768	1,528	2,572	3,109	4325	4,302	3,687	3,531	4625	5219	4,688	4026
25	Engineer Cadet	48	57	66	83	125	278	700	1,011	1357	1,298	1,085	1,046	1338	1336	1,689	1742
26	Chief Engineer (NCV)	203	301	358	381	401	428	454	438	522	514	514	545	553	574	597	632
27	2nd Engineer (NCV)	142	210	256	311	337	353	385	364	409	388	400	376	394	404	405	428
28	Watchkeeping Engineer Officer (NCV) OICEW	77	138	189	226	259	284	325	313	404	374	338	269	273	265	264	259
29	Electrical/Electronics Officer	2,746	3,323	3,671	3,988	4,337	4,633	4,806	4,601	4128	3,560	3,272	3,254	3232	3474	3,932	4036
30	Assitant Electrical/Electronics Officer	253	271	295	295	358	499	864	1,370	1792	1,854	1,710	1,733	2180	2378	2,460	2703
31	Other Senior Engineering Officers	17	19	20	19	12	22	49	55	110	189	126	100	154	155	162	195
32	Other Engineering Officers	133	150	166	168	215	220	285	345	425	470	448	457	570	587	713	759
33	Electro Technical Officer	322	409	463	495	550	588	606	648	2027	2,978	3,311	3,511	4018	4412	4,688	5082
34	Marine Engineer	0	0	0	0	0	0	0	0	46	78	85	77	46	37	31	20
35	Dredge Engineer Grade I											3	4	3	5	4	7
36	Dredge Engineer Grade II													2	1	1	1
37	Dredge Mate Grade I													2	2	3	3

38  Dredge Mate Grade II																1	2
<b>Total Officers</b>	<b>35,556</b>	<b>42,389</b>	<b>48,581</b>	<b>53,737</b>	<b>57,773</b>	<b>61,897</b>	<b>68,576</b>	<b>71,177</b>	<b>85,285</b>	<b>89,959</b>	<b>88,256</b>	<b>89,525</b>	<b>98,231</b>	<b>1,05,626</b>	<b>1,10,416</b>	<b>1,13,993</b>	
<b>Total Seafarer</b>	<b>62,267</b>	<b>75,632</b>	<b>90,335</b>	<b>1,03,835</b>	<b>1,17,090</b>	<b>1,26,945</b>	<b>1,43,940</b>	<b>1,54,349</b>	<b>2,08,799</b>	<b>2,34,889</b>	<b>2,24,478</b>	<b>2,05,787</b>	<b>2,50,071</b>	<b>2,85,454</b>	<b>3,07,901</b>	<b>3,23,429</b>	

Nautical Female Rating and Officers Details							
Sr.No.	rank	Rank Description	2021	2022	2023	2024	2025
<b>Rating Ranks</b>							
1	10.	Officer (Others)	2	2	6	3	4
2	11.	Deck Petty Officer	2	2	3	3	2
3	12.	Deck Watchkeeping Rating	1	0	0	0	2
4	14.	Deck Rating	25	62	97	148	207
5	15.	Trainee Deck Rating	2	2	8	44	58
6	43.	Doctor-Assistant	3	6	10	13	12
7	44.	Catering Officer/Chief Steward	2	2	1	5	3
8	46.	Saloon Rating	14	13	17	14	15
9	49.	Crew (Others)	154	340	466	491	577
10	53.	Hospitality Staff	373	623	892	1,132	1,357
11	54.	Hospitality Staff (New Entrant)	7	88	158	172	156
12	56.	A B	1	1	0	0	1
13	45.	cook		8	14	16	27
14	55.	Ordinary Seaman		2	3	7	10
15	74.	Cruise Vessel Employees	733	1798	2540	3,131	3,547
16	38.	GP Rating Trainee	0	0	1	0	0
17	60.	H K Cleaner	0	0	1	0	0
18	47.	Trainee Saloon Rating	0	0	1	2	2
19	52.	NCV (Deck)	0	0	0	0	1
19	48.	Cook Trainee	0	0	0	8	6
20	64.	Wiper				1	2
<b>Rating Total</b>			<b>1319</b>	<b>2950</b>	<b>4218</b>	<b>5,190</b>	<b>5,989</b>
<b>Officers Ranks</b>							
1	1.	Master	5	4	6	8	9
2	2.	Chief Officer	24	20	20	24	25
3	3.	Second Officer	21	25	28	29	39
4	4.	Watch Keeping Deck Officer OINW or Third officer	42	40	54	67	97
5	5.	Cadet(Nautical Science)	55	94	148	196	271
6	16.	Other Senior Deck/Nautical Officers	1			1	1
7	17.	Other Deck/Nautical Officers	9	15	25	34	72
8	42.	Medical Officer (Doctor)	3	6	7	12	10
9	50.	Deck Cadet	14	24	55	95	155
10	15.	Junior Officer	2	3		0	2
11	9.	Watch Keeping Deck Officer (NCV) OINW		1		0	0
11	6.	Master (NCV)	0	0	1	0	0
12	7.	Chief Officer (NCV)	0	0	1	1	0
<b>Officer Total</b>			<b>176</b>	<b>232</b>	<b>345</b>	<b>467</b>	<b>681</b>
<b>Total</b>			<b>1495</b>	<b>3182</b>	<b>4563</b>	<b>5657</b>	<b>6670</b>

Engineering Female Rating and Officers Details							
Sr.No.	Rank	Rank Description	2021	2022	2023	2024	2025
<b>Rating Ranks</b>							
1	29.	Engine Petty Officer	1	1	1	1	1
2	30.	Watch keeping Motor Man	1	0	0	0	0
3	63.	Pumpman	1	1	1	1	1
4	88.	Electro Technical Cadet	2	4	7	12	22
5	33.	Trainee Engine Rating	0	0	1	2	5
6	32.	Engine Rating	0	0	0	0	2
<b>Rating Total</b>			<b>5</b>	<b>6</b>	<b>10</b>	<b>16</b>	<b>31</b>
<b>Officers Ranks</b>							
1	18.	Chief Engineer	4	4	3	3	5
2	19.	2nd Engineer	13	11	9	10	8
3	20.	3rd Engineer	11	9	11	22	30
4	21.	Watch Keeping Engineer Officer OICEW	22	29	42	65	85
5	22.	Trainee Marine Engineer	21	37	61	58	82
6	23.	Engineer Cadet	6	22	27	38	47
7	26.	Watchkeeping Engineer Officer (NCV) OICEW	1	1	0	0	0
8	27.	Electrical/Electronics Officer	4	7	7	11	15
9	28.	Assistant Electrical/Electronics Officer	7	14	28	40	47
10	35.	Other Engineering Officers	3		3	1	2
11	51.	Electro Technical Officer	6	3	6	8	11
12	76.	Marine Engineer	1	1	0	0	0
13	34.	Other Senior Engineering Officers			1	0	0
<b>Officer Total</b>			<b>99</b>	<b>138</b>	<b>197</b>	<b>256</b>	<b>332</b>
<b>Total</b>			<b>104</b>	<b>144</b>	<b>207</b>	<b>272</b>	<b>363</b>